

DIN series

High reliability

Long lifetime at 125°C

PCB solder pins

RoHS compliant
REACH compliant

Features

- All internal contact welded
- High temp 125°C
- High CV product
- High performance
- Low temperature – 55°C


Applications

- HiFi
- Automotive
- Consumer
- Traction

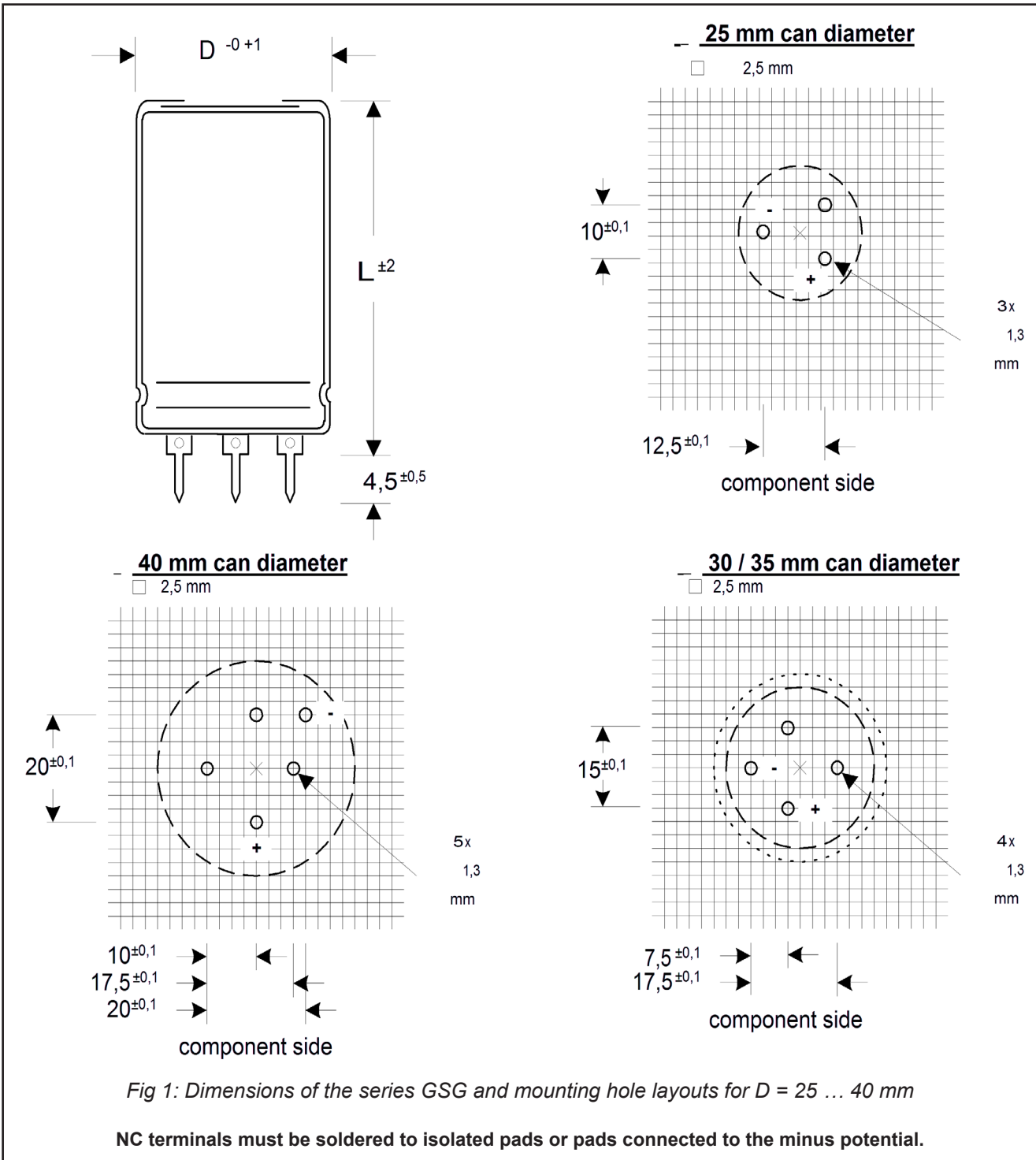
Different case sizes, voltages and capacitance combinations are available on request. Also in small lots.

General specifications

Items		Characteristics
Rated capacitance range C_R		1.200 ... 130.000 μF
Capacitance tolerance		$\pm 20\%$
Rated voltage range U_R		16 ... 63 V
Surge voltage U_S		$U_S = 1,15 U_R$
Max. reverse voltage		2 V
Category temperature range		- 55°C ... + 125°C
Leakage current I_L after 5 min @ U_R		$\leq 0,006 * C_R [\mu\text{F}] * U_R [\text{V}] + 6 \mu\text{A} [\mu\text{A}]$
Useful life	2000 h @ 125 °C ; U_R ; I_{R-}	$\Delta C/C \leq 30\%$ of initial value $ESR \leq 300\%$ of specified limit $I_L \leq$ specified limit
Endurance test	1000 h @ 125 °C , U_R	$\Delta C/C \leq 20\%$ of initial value $ESR \leq 130\%$ of specified limit $I_L \leq$ specified limit
Climatic category IEC 60068		55/125/56
Voltage proof of the external insulation		≥ 2500 V AC
Sectional specification		IEC 60384-4



Drawings and mounting pin layout of the series GSG capacitors






Electrical data and ordering code for series GSG

Rated voltage U_R [V]	Rated cap. C_R [μ F]	Case size D x L [mm]	Typ. ESR 100 Hz, 20°C [m Ω]	Ripple current IR~ 100 Hz, 125°C [A]	Order code GSG...
16	10000	25x30	40	2,7	10301625030
	15000	30x30	27	3,6	15301630030
	18000	25x50	22	4,3	18301625050
	18000	35x30	22	4,3	18301635030
	27000	30x50	15	5,8	27301630050
	39000	30x70	10	7,9	39301630070
	39000	35x50	10	7,6	39301635050
	47000	40x50	8	8,8	47301640050
	82000	35x80	5	14,6	82316350100
	82000	40x80	5	13,9	82301640080
	100000	45x80	4	15,4	10401645080
	120000	40x100	4	16,9	12401640100
	130000	45x100	4	17,5	13401645100
	25	6800	25x30	47	2,5
10000		30x30	32	3,3	10302530030
15000		25x50	21	4,4	15302525050
15000		35x30	21	4,4	15302535030
18000		30x50	18	5,3	18302530050
27000		30x70	12	7,4	27302530070
27000		35x50	12	7,1	27302535050
39000		40x50	8	9,0	39302540050
47000		35x80	7	11,3	47302535080
56000		45x80	6	12,9	56302545080
68000		40x80	5	14,2	68302540080
68000		40x100	5	15,5	68302540100
100000		45x100	3	18,8	10402545100

Rated voltage U_R [V]	Rated cap. C_R [μ F]	Case size D x L [mm]	Typ. ESR 100 Hz, 20°C [m Ω]	Ripple current IR~ 100 Hz, 125°C [A]	Order code GSG...
40	2700	25x30	71	2,0	27204025030
	3900	30x30	49	2,7	39204030030
	4700	25x50	41	3,2	47204025050
	6800	35x30	28	4,0	68204035030
	8200	30x50	23	4,7	82204030050
	10000	35x50	19	5,7	10304035050
	12000	30x70	16	6,5	12304030070
	15000	40x50	13	7,4	15304040050
	18000	35x80	11	9,3	18304035080
	22000	40x80	9	10,8	22304040080
	27000	45x80	7	13,2	27304045080
	27000	40x100	7	13,1	27304040100
	39000	45x100	5	16,8	39304045100
	63	1800	25x30	80	1,9
2700		30x30	53	2,6	27206330030
3900		25x50	37	3,4	39206325050
3900		35x30	37	3,5	39206335030
5600		30x50	26	4,5	56206330050
6800		35x50	21	5,5	68206335050
8200		30x70	17	6,2	82206330070
10000		40x50	14	7,0	10306340050
12000		35x80	12	8,7	12306335080
18000		40x80	8	11,2	18306340080
22000		45x80	7	13,8	22306345080
22000		40x100	7	13,6	22306340100
27000		45x100	5	16,2	27306345100



Useful life
as a function of ambient temperature and actual ripple current

